

R863

Hearing Helper® FM Receiver



INSTRUCTIONS FOR USE AND CARE

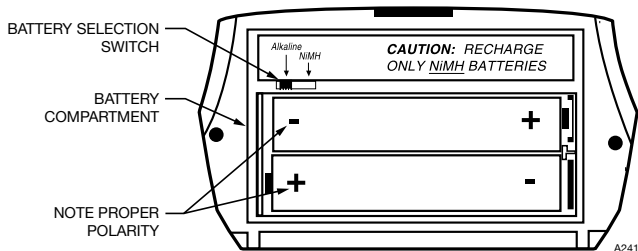
Operating Instructions

1. Install AA batteries: Open the battery compartment by lifting the tab on the back of the receiver with your finger. To remove depleted batteries, pull up on the fabric strip.



IMPORTANT: If Alkaline (non-rechargeable) batteries are being installed, slide the battery selection switch in the battery compartment to the “Alkaline” position. See figure 1. If installing NiMH (or rechargeable) batteries, slide the battery selection switch to the “NiMH” position.

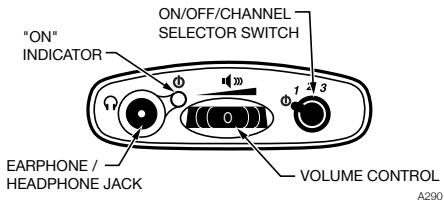
Figure 1: Battery selection switch



Press the batteries into place over the fabric strip. Be sure to observe proper polarity (+/-). Damage due to improper battery installation may void the warranty on the product. Close the battery door. LED will flash when the batteries are getting low; continue to use until the sound becomes weak or distorted, or the unit quits operating, then replace or recharge batteries.

2. Plug the earphone or headphone into the “🎧” Jack on top of the Receiver.
3. Put on the earphone or place the headphones over your ears.
4. Turn the unit on: turn the On/Off/Channel switch to position “1” or “2” or “3.” The Power “ON” LED indicator should illuminate Red.

Figure 2: R863 controls



5. Select a desired operating frequency. To operate on 863.25 MHz, turn the On/Off/Channel switch to position “1”; to operate on 863.75 MHz, turn to position “2”; to operate on 864.75 MHz, turn to position “3.”

Important: Make sure the receiver is operating on the same frequency as the transmitter! The receiver's channel switch (1-2-3) position should match the transmitter's channel switch.

6. Adjust the receiver volume control to a comfortable listening level. You should be able to hear someone speaking into the transmitter microphone.

The receiver can be placed in a pocket, or clipped onto a belt, harness, or waistband.

IMPORTANT: when the R863 receiver is not being used, remember to turn the unit OFF by turning the On/Off/Channel switch to the “🔌” power icon position. The Power “ON” LED indicator should not be lit.

Battery Information

The R863 Receiver can use two (2) disposable AA batteries (BAT 001) or two (2) AA rechargeable batteries (BAT 026). Note: The BAT 026 provides longer life than other rechargeable batteries. Do not substitute other rechargeable batteries and chargers.


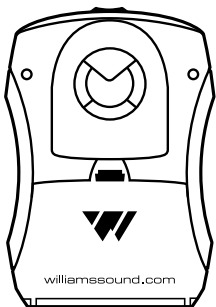
Recharging

If the R863 Receiver is equipped with rechargeable batteries, up to 12 units can be charged at one time in the optional CHG 3512 multi-charger. Refer to MAN 116 charger instruction sheet for complete charging instructions. For ordering information, please contact Williams Sound at 800-843-3544.

Belt Clip Installation

To Install: Position the belt clip on the rear of the R863 receiver as shown below. Turn the belt clip 180° left or right as shown. The belt clip is now installed and ready for use.

To Remove: Turn the belt clip 180° so the open end of the clip points to the top of the unit as shown. Gently pull the belt clip away from the unit to remove.



A245

Safety Information

HEARING SAFETY

CAUTION!

This product is designed to amplify sounds to a high volume level which could potentially cause hearing damage if used improperly. To protect your hearing and the hearing of others:

1. Turn the volume down before putting on the earphone or headphone, and then adjust the volume to a comfortable level.
2. Set the volume level at the minimum setting that you need to hear.
3. If you experience feedback (a squealing or howling sound), reduce the volume setting and move the microphone away from the earphone or headphone.
4. Do not allow children or other unauthorized persons to have access to this product.

BATTERY SAFETY

CAUTION!

This product is supplied with disposable Alkaline batteries. Do not attempt to recharge disposable batteries, which may explode, release dangerous chemicals, cause burns, or other serious harm to the user or product.

MEDICAL DEVICE SAFETY

CAUTION!

1. Before using this product with an implantable or other medical device, consult your physician or the manufacturer of your implantable or other medical device.
2. If you have a pacemaker or other medical device, make sure that you are using this product in accordance with safety guidelines established by your physician or the implantable device manufacturer.

Recycling Instructions

Battery Safety and Disposal

Help Williams Sound protect the environment! Please take time to dispose of your equipment properly. Please do NOT dispose of batteries in the household trash. Please take the batteries to a retail or community collection point for recycling.

Product Recycling:

Please do NOT dispose of your Williams Sound equipment in the household trash. Please take the equipment to an electronics recycling center or return the product to the factory for proper disposal.

System Specifications

R863 Receiver

Dimensions:	115 mm H x 72 mm W x 30 mm T (4.5" H x 2.85 W x 1.2" T)
Weight:	85 grams (3 oz.), no batteries
Color:	Black
Material:	ABS/Polycarbonate, shatter-resistant
Battery Type:	Two (2) AA 1.5 V Non-rechargeable Alkaline batteries (BAT 001), 50 mA nominal current drain, 40 hours approx. life (OR) Two (2) AA 1.2 V NiMH Rechargeable batteries (BAT 026), 50 mA nominal current drain, 30 hours per charge approx., recharges in 14–16 hours, uses CHG 3512 Multiple Battery Charger
Operating Frequencies:	CH 1 - 863.25 MHz; CH 2 - 863.75 MHz; CH 3 - 864.75 MHz (± 30 kHz)
Operating Range:	30 meters (98.4 feet) with T863 transmitter
Stability:	± .05 MHz, 0 - 50° Celsius
FM Deviation:	60 kHz ±5 kHz, transmitter input at 1 kHz, 2.5 mV
De-Emphasis:	50 µS
Sensitivity:	< - 90 dBm @ 60 kHz deviation
Squelch:	-100 dB @ 6 kHz
Freq Response:	500 Hz - 5 kHz, ±3 dB
Distortion:	< 2.0% THD
Signal–Noise Ratio:	>50 dB (± 5dB) with transmitter input at 1 kHz, 2.5mV
Antenna:	Internal wire monopole
Controls & Indicators:	Volume control knob; Channel selector (four position rotary switch): Position 1 is off; position 2 is CH1; position 3 is CH 2; position 4 is CH 3 Power on indicator: Red LED "on" indicates when receiver has power Low battery indicator: Power LED flashes when batteries are low Battery selector: Slide switch for alkaline or NiMH battery operation
Headphone jack:	3.5 mm jack, mono output, 8-32 ohm impedance
Charging Contacts:	Designed for use with CHG 3512 Battery Charger
Approvals:	CE, RoHS, WEEE, ETSI EN 301 357-1, ETSI EN 301 357-2
Warranty:	3 years parts and labor (90 days on accessories)

Limited Warranty

Williams Sound products are engineered, designed and manufactured under carefully controlled conditions to provide you with many years of reliable service. Williams Sound warrants the R863 Receiver against defects in materials and workmanship for THREE (3) years. During the first three years from the purchase date, we will promptly repair or replace the R863 Receiver.

Earphones, headphones, batteries, cables, carry cases, and all other accessory products carry a 90-day warranty.

WILLIAMS SOUND HAS NO CONTROL OVER THE CONDITIONS UNDER WHICH THIS PRODUCT IS USED. WILLIAMS SOUND, THEREFORE, DISCLAIMS ALL WARRANTIES NOT SET FORTH ABOVE, BOTH EXPRESS AND IMPLIED, WITH RESPECT TO THE R863 receiver, INCLUDING BUT NOT LIMITED TO, ANY IMPLIED WARRANTY OF MERCHANTABILITY OR FITNESS FOR A PARTICULAR PURPOSE. WILLIAMS SOUND SHALL NOT BE LIABLE TO ANY PERSON OR ENTITY FOR ANY MEDICAL EXPENSES OR ANY DIRECT, INCIDENTAL OR CONSEQUENTIAL DAMAGES CAUSED BY ANY USE, DEFECT, FAILURE OR MALFUNCTION OF THE PRODUCT, WHETHER A CLAIM FOR SUCH DAMAGES IS BASED UPON WARRANTY, CONTRACT, TORT OR OTHERWISE. THE SOLE REMEDY FOR ANY DEFECT, FAILURE OR MALFUNCTION OF THE PRODUCT IS REPLACEMENT OF THE PRODUCT. NO PERSON HAS ANY AUTHORITY TO BIND WILLIAMS SOUND TO ANY REPRESENTATION OR WARRANTY WITH RESPECT TO THE R863 receiver. UNAUTHORIZED REPAIRS OR MODIFICATIONS WILL VOID THE WARRANTY.

The exclusions and limitations set out above are not intended to, and should not be construed so as to contravene mandatory provisions of applicable law. If any part or term of this Disclaimer of Warranty is held to be illegal, unenforceable or in conflict with applicable law by a court of competent jurisdiction, the validity of the remaining portions of this Disclaimer of Warranty shall not be affected, and all rights and obligations shall be construed and enforced as if this Limited Warranty did not contain the particular part or term held to be invalid.

If you experience difficulty with your system, call Toll-Free for Customer Assistance:

**1-800-843-3544 (U.S.A.) or
+1 952 943 2252 (Outside the U.S.A.)**

If it is necessary to return the system for service, your Customer Service Representative will give you a Return Authorization Number (RA) and shipping instructions.

Pack the system carefully and send it to:

**Williams Sound
Attn: Repair Dept.
10300 Valley View Rd
Eden Prairie, MN 55344**



10300 Valley View Rd • Eden Prairie, MN 55344
800-328-6190 / 952-943-2252 • FAX: 952-943-2174
www.williamssound.com

Printed in the USA
©2012 Williams Sound, LLC

MAN137F